




# Coral

CORAL is an LED lighting system based on an extruded and laquered aluminium profile. It might be displayed as suspended or a ceiling mounted fitting.

Ideal solution for linear structures of light.

## Coral

Installation	Ceiling surface mounted Ceiling suspended mounted
Diffuser	
Light source	LED
Photobiological safety	0
UGR	22
CRI	>80
MacAdam ellipse	3
Beam angle range	105
Power range (W)	26,8-53,6
Colour temperature (°K)	3000   4000
Light range	3040-6720
Power factor	0,95
Efficiency (%)	75
Expectancy	72000 h L70B10
DALI Option	-
Continuous function 24h	✓
IP	30
Class	I

 Opal diffuser



For other CRI values, please contact us.

# Coral



Ceiling surface mounted



Ceiling suspended mounted



LED CE 850°C

IP 30

CRI >80

UGR 22

105°

Expectancy  
72000 h.  
L70B10

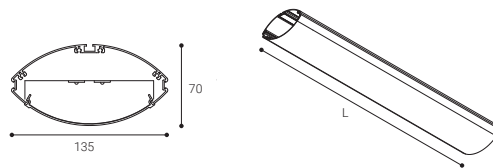
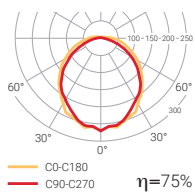
Efficiency (%)  
75

Photobiological safety

RG0	0 Risk free
RG1*	Low risk
RG2	Moderate risk
RG3	High risk

\*Time under 3 h.

Opal diffuser



○ RAL9016  
● RAL7001

**!** DALI REGULATION AVAILABLE

**!** Union accessories included

	W	K	LUMEN	COLOUR	L(mm)	⚖️
<b>C23LOB</b>	1x26,8W	3000	3040 lm	○	580	1,8
<b>C23LOG</b>	1x26,8W	3000	3040 lm	●	580	1,8
<b>C24LOB</b>	1x26,8W	4000	3360 lm	○	580	1,8
<b>C24LOG</b>	1x26,8W	4000	3360 lm	●	580	1,8
<b>C43LOB</b>	1x53,6W	3000	6080 lm	○	1140	3,5
<b>C43LOG</b>	1x53,6W	3000	6080 lm	●	1140	3,5
<b>C44LOB</b>	1x53,6W	4000	6720 lm	○	1140	3,5
<b>C44LOG</b>	1x53,6W	4000	6720 lm	●	1140	3,5

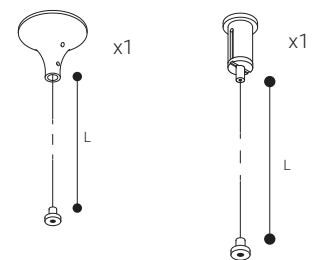
## ACCESSORIES

Suspension accessory

	L (m)	COLOUR
<b>1027B</b>	4	○
<b>1027G</b>	4	●
<b>1028B</b>	2	○
<b>1028G</b>	2	●
<b>1029L2</b>	2	○
<b>1029L4</b>	4	○

1027 / 1028

1029

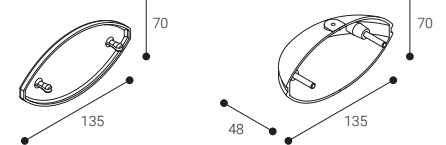


End cover

	COLOUR
<b>C015B</b>	○
<b>C015G</b>	●
<b>C016B</b>	○
<b>C016G</b>	●

C015

C016



Elbow union accessory

	COLOUR
<b>C006B</b>	○
<b>C006G</b>	●

