



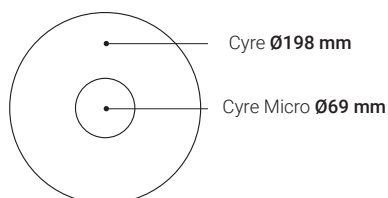
# Cyre

CYRE is a range of luminaires for suspended mounting in the ceiling. They are based on a cylindrical extruded aluminium profile and have a reflector made of high reflection technical polycarbonate.

CYRE is available in two sizes (standard and micro) and three finishings (white, grey or black).

Ultimately, a luminaire that illuminates and decorates the room.

## Two versions



	Cyre	Cyre Micro
Installation	Ceiling suspended mounted	Ceiling suspended mounted
Diffuser	○	○
Light source	LED	LED
Photobiological safety	1	1
UGR	19	19
CRI	>80	>80
MacAdam ellipse	3	3
Beam angle range	99	94
Power range (W)	11,8-17,4	6,4
Colour temperature (°K)	3000   4000	3000   4000
Light range	1930-2850	760-885
Power factor	0,95	0,92
Efficiency (%)	95,4	92,9
Expectancy	60000 h L70B10	60000 h L70B10
DALI Option	✓	✓
Continuous function 24h	✓	✓
IP	20	20
Class	I	I

○ Without diffuser



For other CRI values, please contact us.

# Cyre



Ceiling suspended mounted



LED CE ENEC 850°C

IP 20

CRI >80

UGR 19

99°

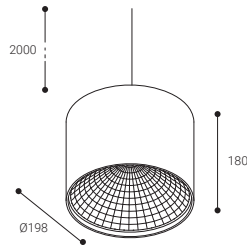
Expectancy  
**60000 h.**  
L70B10

Efficiency (%)  
**95,4**

Photobiological safety

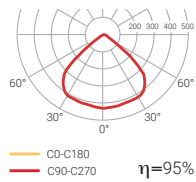
RG0	Risk free
RG1*	<b>1</b> Low risk
RG2	Moderate risk
RG3	High risk

\*Time under 3 h.



- RAL9016
- RAL7001
- RAL9005

Without diffuser



	W	K	LUMEN	COLOUR	
CYL23B	1x11,8W	3000	1930 lm	○	1,1
CYL23G	1x11,8W	3000	1930 lm	●	1,1
CYL23N	1x11,8W	3000	1930 lm	●	1,1
CYL24B	1x11,8W	4000	2050 lm	○	1,1
CYL24G	1x11,8W	4000	2050 lm	●	1,1
CYL24N	1x11,8W	4000	2050 lm	●	1,1
CYL33B	1x17,4W	3000	2650 lm	○	1,1
CYL33G	1x17,4W	3000	2650 lm	●	1,1
CYL33N	1x17,4W	3000	2650 lm	●	1,1
CYL34B	1x17,4W	4000	2850 lm	○	1,1
CYL34G	1x17,4W	4000	2850 lm	●	1,1
CYL34N	1x17,4W	4000	2850 lm	●	1,1



Compatible with **NormaLINK**

	W	K	LUMEN	COLOUR	
CYL23DB	1x11,8W	3000	1930 lm	○	1,1
CYL23DG	1x11,8W	3000	1930 lm	●	1,1
CYL23DN	1x11,8W	3000	1930 lm	●	1,1
CYL24DB	1x11,8W	4000	2050 lm	○	1,1
CYL24DG	1x11,8W	4000	2050 lm	●	1,1
CYL24DN	1x11,8W	4000	2050 lm	●	1,1
CYL33DB	1x17,4W	3000	2650 lm	○	1,1
CYL33DG	1x17,4W	3000	2650 lm	●	1,1
CYL33DN	1x17,4W	3000	2650 lm	●	1,1
CYL34DB	1x17,4W	4000	2850 lm	○	1,1
CYL34DG	1x17,4W	4000	2850 lm	●	1,1
CYL34DN	1x17,4W	4000	2850 lm	●	1,1

# Cyre Micro



Ceiling suspended mounted



LED CE 850°C

IP 20

CRI >80

UGR 19

94°

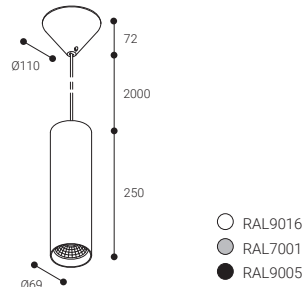
Expectancy  
**60000 h.**  
L70B10

Efficiency (%)  
**92,9**

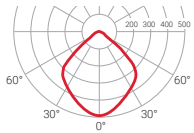
Photobiological safety

RG0	Risk free
RG1*	<b>1</b> Low risk
RG2	Moderate risk
RG3	High risk

\*Time under 3 h.



Without diffuser



C0-C180  
C90-C270  $\eta=93\%$

	W	K	LUMEN	COLOUR	$\frac{l}{kg}$
<b>CYP03B</b>	1x6,4W	3000	760 lm	○	0,6
<b>CYP03G</b>	1x6,4W	3000	760 lm	●	0,6
<b>CYP03N</b>	1x6,4W	3000	760 lm	●	0,6
<b>CYP04B</b>	1x6,4W	4000	885 lm	○	0,6
<b>CYP04G</b>	1x6,4W	4000	885 lm	●	0,6
<b>CYP04N</b>	1x6,4W	4000	885 lm	●	0,6



Compatible with **NormaLINK**

	W	K	LUMEN	COLOUR	$\frac{l}{kg}$
<b>CYP03DB</b>	1x6,4W	3000	760 lm	○	0,6
<b>CYP03DG</b>	1x6,4W	3000	760 lm	●	0,6
<b>CYP03DN</b>	1x6,4W	3000	760 lm	●	0,6
<b>CYP04DB</b>	1x6,4W	4000	885 lm	○	0,6
<b>CYP04DG</b>	1x6,4W	4000	885 lm	●	0,6
<b>CYP04DN</b>	1x6,4W	4000	885 lm	●	0,6

