

# Elit S

Version of the ELIT range for ceiling surface mounting.

Available in two sizes (standard and micro), this surface downlight is made of anodised aluminium and can be provided in white, grey or black.



	Elit S	Elit Micro S
Installation	Ceiling surface mounted	Ceiling surface mounted
Diffuser	○	○
Light source	LED	LED
Photobiological safety	1	1
UGR	19	19
CRI	>80	>80
MacAdam ellipse	3	4
Beam angle range	99	94
Power range (W)	11,8-17,4	6,4
Colour temperature (°K)	3000   4000	3000   4000
Light range	1930-2850	760-885
Power factor	0,95	0,5
Efficiency (%)	95,4	92,9
Expectancy	60000 h L70B10	60000 h L70B10
DALI Option	✓	✓
Continuous function 24h	✓	✓
IP	20	20
Class	I	I

○ Without diffuser

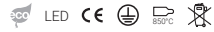


For other CRI values, please contact us.

# Elit S



Ceiling surface mounted



IP  
**20**

CRI  
**>80**

UGR  
**19**

**99°**

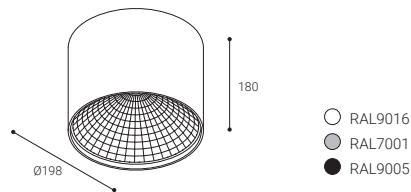
Expectancy  
**60000 h.**  
L70B10

Efficiency (%)  
**95,4**

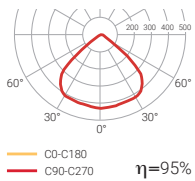
Photobiological safety

RG0	Risk free
RG1*	<b>1</b> Low risk
RG2	Moderate risk
RG3	High risk

\*Time under 3 h.



Without diffuser



	W	K	LUMEN	COLOUR	
ELA23B	1x11,8W	3000	1930 lm	○	1,1
ELA23G	1x11,8W	3000	1930 lm	●	1,1
ELA23N	1x11,8W	3000	1930 lm	●	1,1
ELA24B	1x11,8W	4000	2050 lm	○	1,1
ELA24G	1x11,8W	4000	2050 lm	●	1,1
ELA24N	1x11,8W	4000	2050 lm	●	1,1
ELA33B	1x17,4W	3000	2650 lm	○	1,1
ELA33G	1x17,4W	3000	2650 lm	●	1,1
ELA33N	1x17,4W	3000	2650 lm	●	1,1
ELA34B	1x17,4W	4000	2850 lm	○	1,1
ELA34G	1x17,4W	4000	2850 lm	●	1,1
ELA34N	1x17,4W	4000	2850 lm	●	1,1



Compatible with **NormaLINK**

	W	K	LUMEN	COLOUR	
ELA23DB	1x11,8W	3000	1930 lm	○	1,1
ELA23DG	1x11,8W	3000	1930 lm	●	1,1
ELA23DN	1x11,8W	3000	1930 lm	●	1,1
ELA24DB	1x11,8W	4000	2050 lm	○	1,1
ELA24DG	1x11,8W	4000	2050 lm	●	1,1
ELA24DN	1x11,8W	4000	2050 lm	●	1,1
ELA33DB	1x17,4W	3000	2650 lm	○	1,1
ELA33DG	1x17,4W	3000	2650 lm	●	1,1
ELA33DN	1x17,4W	3000	2650 lm	●	1,1
ELA34DB	1x17,4W	4000	2850 lm	○	1,1
ELA34DG	1x17,4W	4000	2850 lm	●	1,1
ELA34DN	1x17,4W	4000	2850 lm	●	1,1

# Elit Micro S



IP  
**20**

CRI  
**>80**

UGR  
**19**

**94°**

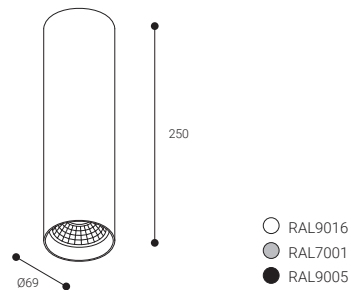
Expectancy  
**60000 h.**  
L70B10

Efficiency (%)  
**92,9**

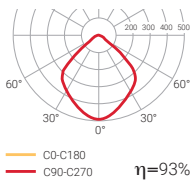
Photobiological safety

RG0	Risk free
RG1*	<b>1</b> Low risk
RG2	Moderate risk
RG3	High risk

\*Time under 3 h.



Without diffuser



	W	K	LUMEN	COLOUR	
EPA03B	1x6,4W	3000	760 lm	○	0,6
EPA03G	1x6,4W	3000	760 lm	●	0,6
EPA03N	1x6,4W	3000	760 lm	●	0,6
EPA04B	1x6,4W	4000	885 lm	○	0,6
EPA04G	1x6,4W	4000	885 lm	●	0,6
EPA04N	1x6,4W	4000	885 lm	●	0,6



Compatible with **NormaLINK**

	W	K	LUMEN	COLOUR	
EPA03DB	1x6,4W	3000	760 lm	○	0,6
EPA03DG	1x6,4W	3000	760 lm	●	0,6
EPA03DN	1x6,4W	3000	760 lm	●	0,6
EPA04DB	1x6,4W	4000	885 lm	○	0,6
EPA04DG	1x6,4W	4000	885 lm	●	0,6
EPA04DN	1x6,4W	4000	885 lm	●	0,6