



Nahika

A NAHIKA é uma família de downlights de três dimensões em formato redondo e dois adicionais em formato quadrado.

Incorpora um dissipador de alumínio de rendimento elevado que otimiza o rendimento do conjunto.

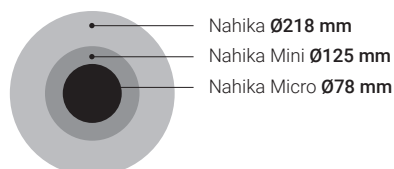
Moldura de instalação construída em fundição de alumínio e moldura de cobertura de plástico técnico. Dispõe de uma versão de projeção de parede.

A instalação no teto é realizada através de um sistema simples de parafusos sem fim e válvulas de fundição de alumínio.


Cinco versões

Aberturas

Corte redondo



Corte quadrado



	Nahika	Nahika Q	Nahika Mini	Nahika Micro	Nahika Micro Q
Instalação	Encastrado no teto	Encastrado no teto	Encastrado no teto	Encastrado no teto	Encastrado no teto
Difusor	○ ● ○	○ ● ○	○ ● ○	○ ● ○	○ ● ○
Fonte de luz	LED	LED	LED	LED	LED
Segurança fotobiológica	1	1	1	1	1
UGR	19	19	19	19	19
CRI	>80-90	>80-90	>80	>80	>80
Elipses de Macadam	3	3	4	4	4
Gama ângulos de abertura	95-99	95	90-96	32-51	32-51
Gama potência (W)	17,4-54,6	17,4-54,6	14	14	14
Temperatura de cor (°K)	3000 4000 5000	3000 4000 5000	3000 4000	3000 4000	3000 4000
Gama de luz	2315-8450	2315-8450	1350-1490	1350-1490	1350-1490
Fator de potência	0,95	0,95	0,95	0,95	0,95
Rendimento (%)	95,4	95	97,6	92,2	92,2
Expectativa	60000 h L70B10	60000 h L70B10	60000 h L70B10	60000 h L70B10	60000 h L70B10
Opção DALI	✓	✓	✓	✓	✓
Funcionamento contínuo 24h	✓	✓	✓	✓	✓
IP	20-54	20-54	20-54	20	20
Classe	II	II	II	II	II
Abertura ideal (mm)	218	216x216	125	78	78x78

○ Sem difusor ● Difusor opal ○ Difusor transparente

 Outros valores CRI sob consulta



Nahika



Encastrado no teto



IP **20-54** Com cristal opal/transparente

CRI **>80-90**

UGR **19**

95-99°

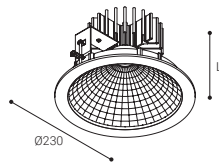
Expectativa **60000 h.**
L70B10

Rendimento (%) **95,4**

Segurança fotobiológica

RG0	Isento de risco
RG1*	1 Risco reduzido
RG2	Risco moderado
RG3	Risco elevado

*Tempo inferior a 3 h.

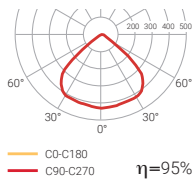


WLR3: L=110
WLR4: L=130
WLR5: L=150
WLR6: L=190
WLRFB/F/M: L=150

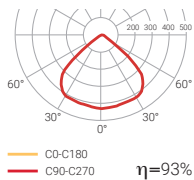
Abertura ideal **Ø218**
Corte redondo

○ RAL9016

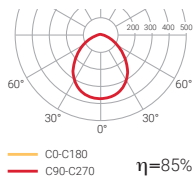
Sem difusor



Difusor transparente



Difusor opal



	W	K	LÚMEN	COR	RA
WLR33B	1x17,4W	3000	2650 lm	○	1,3
WLR33OB	1x17,4W	3000	2650 lm	○	1,5
WLR33TB	1x17,4W	3000	2650 lm	○	1,5
WLR34B	1x17,4W	4000	2850 lm	○	1,3
WLR34OB	1x17,4W	4000	2850 lm	○	1,5
WLR34TB	1x17,4W	4000	2850 lm	○	1,5
WLR43B	1x25,1W	3000	3580 lm	○	1,5
WLR43OB	1x25,1W	3000	3580 lm	○	1,6
WLR43TB	1x25,1W	3000	3580 lm	○	1,6
WLR44B	1x25,1W	4000	3780 lm	○	1,5
WLR44OB	1x25,1W	4000	3780 lm	○	1,6
WLR44TB	1x25,1W	4000	3780 lm	○	1,6
WLR53B	1x39,4W	3000	4750 lm	○	1,5
WLR53OB	1x39,4W	3000	4750 lm	○	1,6
WLR53TB	1x39,4W	3000	4750 lm	○	1,6
WLR54B	1x39,4W	4000	4980 lm	○	1,5
WLR54OB	1x39,4W	4000	4980 lm	○	1,6
WLR54TB	1x39,4W	4000	4980 lm	○	1,6
WLR63B	1x35,2W	3000	5800 lm	○	1,5
WLR63OB	1x35,2W	3000	5800 lm	○	1,5
WLR63TB	1x35,2W	3000	5800 lm	○	1,5
WLR64B	1x35,2W	4000	6100 lm	○	1,5
WLR64OB	1x35,2W	4000	6100 lm	○	1,5
WLR64TB	1x35,2W	4000	6100 lm	○	1,5
WLR83B	1x54,6W	3000	8020 lm	○	1,5
WLR83OB	1x54,6W	3000	8020 lm	○	1,6
WLR83TB	1x54,6W	3000	8020 lm	○	1,6
WLR84B	1x54,6W	4000	8450 lm	○	1,5
WLR84OB	1x54,6W	4000	8450 lm	○	1,6
WLR84TB	1x54,6W	4000	8450 lm	○	1,5

Ref. O Difusor opal, IP54, UGR22
Ref. T Difusor transparente, IP54, UGR19
Sem difusor, IP20, UGR19

Nahika

Compatível com **NormaLINK**

	W	K	LÚMEN	COR	
WLR33DB	1x17,4W	3000	2650 lm	○	1,3
WLR33DOB	1x17,4W	3000	2650 lm	○	1,5
WLR33DTB	1x17,4W	3000	2650 lm	○	1,5
WLR34DB	1x17,4W	4000	2850 lm	○	1,3
WLR34DOB	1x17,4W	4000	2850 lm	○	1,5
WLR34DTB	1x17,4W	4000	2850 lm	○	1,5
WLR43DB	1x25,1W	3000	3580 lm	○	1,5
WLR43DOB	1x25,1W	3000	3580 lm	○	1,6
WLR43DTB	1x25,1W	3000	3580 lm	○	1,6
WLR44DB	1x25,1W	4000	3780 lm	○	1,5
WLR44DOB	1x25,1W	4000	3780 lm	○	1,6
WLR44DTB	1x25,1W	4000	3780 lm	○	1,6
WLR53DB	1x39,4W	3000	4750 lm	○	1,5
WLR53DOB	1x39,4W	3000	4750 lm	○	1,6
WLR53DTB	1x39,4W	3000	4750 lm	○	1,6
WLR54DB	1x39,4W	4000	4980 lm	○	1,5
WLR54DOB	1x39,4W	4000	4980 lm	○	1,6
WLR54DTB	1x39,4W	4000	4980 lm	○	1,6
WLR63DB	1x35,2W	3000	5800 lm	○	1,5
WLR63DOB	1x35,2W	3000	5800 lm	○	1,5
WLR63DTB	1x35,2W	3000	5800 lm	○	1,5
WLR64DB	1x35,2W	4000	6100 lm	○	1,5
WLR64DOB	1x35,2W	4000	6100 lm	○	1,5
WLR64DTB	1x35,2W	4000	6100 lm	○	1,5
WLR83DB	1x54,6W	3000	8020 lm	○	1,5
WLR83DOB	1x54,6W	3000	8020 lm	○	1,6
WLR83DTB	1x54,6W	3000	8020 lm	○	1,6
WLR84DB	1x54,6W	4000	8450 lm	○	1,5
WLR84DOB	1x54,6W	4000	8450 lm	○	1,6
WLR84DTB	1x54,6W	4000	8450 lm	○	1,6

Ref. O Difusor opal. IP54. UGR22
 Ref. T Difusor transparente. IP54. UGR19
 Sem difusor. IP20. UGR19



Led Pão



WLRBB
 3000K
 2540 lm
 CRI 85

Led Peixe



WLRFB
 5000K
 3250 lm
 CRI 90

Led Carne



WLRMB
 4000K
 2315 lm
 CRI 82

TEMPERATURAS DE CORES ESPECIAIS PARA ALIMENTAÇÃO

LED FOOD						
		W	K	LÚMEN	COR	
WLRBB		1x29,9W	3000	2540 lm	○	1,5
WLRFB		1x25,5W	5000	3250 lm	○	1,5
WLRMB		1x39,4W	4000	2315 lm	○	1,5

Nahika Q



Encastrado
no teto



IP **20-54** Com cristal opal/
transparente

CRI **>80-90**

UGR **19**

95°

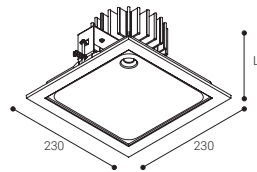
Expectativa
60000 h.
L70B10

Rendimento (%)
95

Segurança fotobiológica

RG0	Isento de risco
RG1*	1 Risco reduzido
RG2	Risco moderado
RG3	Risco elevado

*Tempo inferior a 3 h.



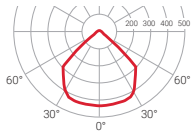
WLQ3: L=110
WLQ4: L=130
WLQ5: L=150
WLQ6: L=190
WLQBB/FB/MB: L=150



Abertura ideal
216x216
Corte quadrado

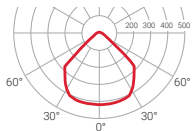
○ RAL9016

Sem difusor



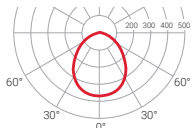
— C0-C180
— C90-C270 $\eta=95\%$

Difusor transparente



— C0-C180
— C90-C270 $\eta=91\%$

Difusor opal



— C0-C180
— C90-C270 $\eta=86\%$

	W	K	LÚMEN	COR	
WLQ33B	1x17,4W	3000	2650 lm	○	1,5
WLQ33OB	1x17,4W	3000	2650 lm	○	1,5
WLQ33TB	1x17,4W	3000	2650 lm	○	1,5
WLQ34B	1x17,4W	4000	2850 lm	○	1,3
WLQ34OB	1x17,4W	4000	2850 lm	○	1,5
WLQ34TB	1x17,4W	4000	2850 lm	○	1,5
WLQ43B	1x25,1W	3000	3580 lm	○	1,5
WLQ43OB	1x25,1W	3000	3580 lm	○	1,6
WLQ43TB	1x25,1W	3000	3580 lm	○	1,6
WLQ44B	1x25,1W	4000	3780 lm	○	1,5
WLQ44OB	1x25,1W	4000	3780 lm	○	1,6
WLQ44TB	1x25,1W	4000	3780 lm	○	1,6
WLQ53B	1x39,4W	3000	4750 lm	○	1,5
WLQ53OB	1x39,4W	3000	4750 lm	○	1,6
WLQ53TB	1x39,4W	3000	4750 lm	○	1,6
WLQ54B	1x39,4W	4000	4980 lm	○	1,6
WLQ54OB	1x39,4W	4000	4980 lm	○	1,6
WLQ54TB	1x39,4W	4000	4980 lm	○	1,6
WLQ63B	1x35,2W	3000	5800 lm	○	1,5
WLQ63OB	1x35,2W	3000	5800 lm	○	1,5
WLQ63TB	1x35,2W	3000	5800 lm	○	1,5
WLQ64B	1x35,2W	4000	6100 lm	○	1,5
WLQ64OB	1x35,2W	4000	6100 lm	○	1,5
WLQ64TB	1x35,2W	4000	6100 lm	○	1,5
WLQ83B	1x54,6W	3000	8020 lm	○	1,5
WLQ83OB	1x54,6W	3000	8020 lm	○	1,6
WLQ83TB	1x54,6W	3000	8020 lm	○	1,6
WLQ84B	1x54,6W	4000	8450 lm	○	1,5
WLQ84OB	1x54,6W	4000	8450 lm	○	1,6
WLQ84TB	1x54,6W	4000	8450 lm	○	1,6

Ref. O Difusor opal. IP54. UGR22
Ref. T Difusor transparente. IP54. UGR19
Sem difusor. IP20. UGR19

Nahika Q

Compatível com **NormaLINK**

	W	K	LÚMEN	COR	
WLQ33DB	1x17,4W	3000	2650 lm	○	1,3
WLQ33DOB	1x17,4W	3000	2650 lm	○	1,5
WLQ33DTB	1x17,4W	3000	2650 lm	○	1,5
WLQ34DB	1x17,4W	4000	2850 lm	○	1,3
WLQ34DOB	1x17,4W	4000	2850 lm	○	1,5
WLQ34DTB	1x17,4W	4000	2850 lm	○	1,5
WLQ43DB	1x25,1W	3000	3580 lm	○	1,5
WLQ43DOB	1x25,1W	3000	3580 lm	○	1,6
WLQ43DTB	1x25,1W	3000	3580 lm	○	1,6
WLQ44DB	1x25,1W	4000	3780 lm	○	1,5
WLQ44DOB	1x25,1W	4000	3780 lm	○	1,6
WLQ44DTB	1x25,1W	4000	3780 lm	○	1,6
WLQ53DB	1x39,4W	3000	4750 lm	○	1,5
WLQ53DOB	1x39,4W	3000	4750 lm	○	1,6
WLQ53DTB	1x39,4W	3000	4750 lm	○	1,6
WLQ54DB	1x39,4W	4000	4980 lm	○	1,6
WLQ54DOB	1x39,4W	4000	4980 lm	○	1,6
WLQ54DTB	1x39,4W	4000	4980 lm	○	1,6
WLQ63DB	1x35,2W	3000	5800 lm	○	1,5
WLQ63DOB	1x35,2W	3000	5800 lm	○	1,5
WLQ63DTB	1x35,2W	3000	5800 lm	○	1,5
WLQ64DB	1x35,2W	4000	6100 lm	○	1,5
WLQ64DOB	1x35,2W	4000	6100 lm	○	1,5
WLQ64DTB	1x35,2W	4000	6100 lm	○	1,5
WLQ83DB	1x54,6W	3000	8020 lm	○	1,5
WLQ83DOB	1x54,6W	3000	8020 lm	○	1,6
WLQ83DTB	1x54,6W	3000	8020 lm	○	1,6
WLQ84DB	1x54,6W	4000	8450 lm	○	1,5
WLQ84DOB	1x54,6W	4000	8450 lm	○	1,6
WLQ84DTB	1x54,6W	4000	8450 lm	○	1,6

Ref. O Difusor opal. IP54. UGR22
 Ref. T Difusor transparente. IP54. UGR19
 Sem difusor. IP20. UGR19



TEMPERATURAS DE CORES ESPECIAIS PARA ALIMENTAÇÃO

LED FOOD						
		W	K	LÚMEN	COR	
WLQBB		1x29,9W	3000	2540 lm	○	1,5
WLQFB		1x25,5W	5000	3250 lm	○	1,5
WLQMB		1x39,4W	4000	2315 lm	○	1,5

Led Pão



WLQBB
3000K
2540 lm
CRI 85

Led Peixe



WLQFB
5000K
3250 lm
CRI 90

Led Carne



WLQMB
4000K
2315 lm
CRI 82



Nahika Mini



IP 20-54 Com cristal opal/transparente

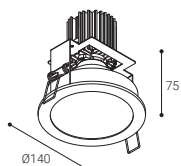
CRI >80 UGR 19 90-96°

Expectativa 60000 h. L70B10 Rendimento (%) 97,6

Segurança fotobiológica

RG0	Isento de risco
RG1*	1 Risco reduzido
RG2	Risco moderado
RG3	Risco elevado

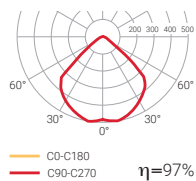
*Tempo inferior a 3 h.



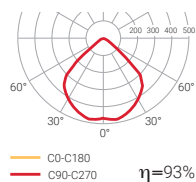
Abertura ideal **Ø125** Corte redondo

○ RAL9016

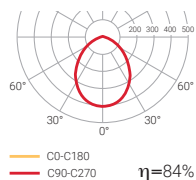
Sem difusor



Difusor transparente



Difusor opal



	W	K	LÚMEN	COR	
WLMR13B	1x14W	3000	1350 lm	○	1,1
WLMR13OB	1x14W	3000	1350 lm	○	1,1
WLMR13TB	1x14W	3000	1350 lm	○	1,1
WLMR14B	1x14W	4000	1490 lm	○	1,1
WLMR14OB	1x14W	4000	1490 lm	○	1,1
WLMR14TB	1x14W	4000	1490 lm	○	1,1



Compatível com **NormaLINK**

	W	K	LÚMEN	COR	
WLMR13DB	1x14W	3000	1350 lm	○	1,1
WLMR13DOB	1x14W	3000	1350 lm	○	1,1
WLMR13DTB	1x14W	3000	1350 lm	○	1,1
WLMR14DB	1x14W	4000	1490 lm	○	1,1
WLMR14DOB	1x14W	4000	1490 lm	○	1,1
WLMR14DTB	1x14W	4000	1490 lm	○	1,1

Ref. O Difusor opal. IP54. UGR22
Ref. T Difusor transparente. IP54. UGR19
Sem difusor. IP20. UGR19

Nahika Micro



Encastrado
no teto



IP
20

CRI
>80

UGR
19

32-51°

Expectativa
60000 h.
L70B10

Rendimento (%)
92,2

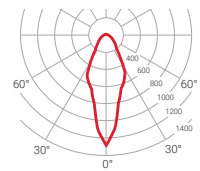
Segurança fotobiológica

RG0	Isto é de risco
RG1*	1 Risco reduzido
RG2	Risco moderado
RG3	Risco elevado

*Tempo inferior a 3 h.

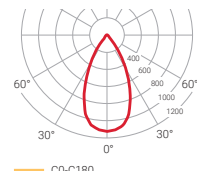
○ RAL9016
● RAL9005

Óptica intensiva



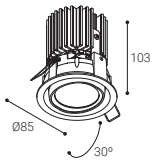
— CO-C180
— C90-C270 $\eta=92\%$

Óptica extensiva



— CO-C180
— C90-C270 $\eta=88\%$

WLPRB



Abertura ideal
Ø78
Corte redondo

BASCULANTE / ÓPTICA INTENSIVA

	W	K	LÚMEN	COR	
WLPRB13B	1x14W	3000	1350 lm	○	0,6
WLPRB13N	1x14W	3000	1350 lm	●	0,6
WLPRB14B	1x14W	4000	1490 lm	○	0,6
WLPRB14N	1x14W	4000	1490 lm	●	0,6

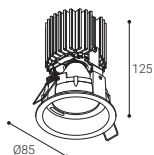


Compatível com **NormaLINK**

	W	K	LÚMEN	COR	
WLPRB13DB	1x14W	3000	1350 lm	○	0,6
WLPRB13DN	1x14W	3000	1350 lm	●	0,6
WLPRB14DB	1x14W	4000	1490 lm	○	0,6
WLPRB14DN	1x14W	4000	1490 lm	●	0,6


Nahika Micro

WLPRF




Abertura ideal
Ø78
Corte redondo

FIXO / ÓTICA INTENSIVA

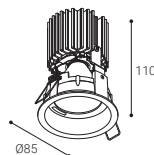
	W	K	LÚMEN	COR	
WLPRF13B	1x14W	3000	1350 lm	○	0,5
WLPRF13N	1x14W	3000	1350 lm	●	0,5
WLPRF14B	1x14W	4000	1490 lm	○	0,5
WLPRF14N	1x14W	4000	1490 lm	●	0,5



Compatível com **NormaLINK** 


	W	K	LÚMEN	COR	
WLPRF13DB	1x14W	3000	1350 lm	○	0,5
WLPRF13DN	1x14W	3000	1350 lm	●	0,5
WLPRF14DB	1x14W	4000	1490 lm	○	0,5
WLPRF14DN	1x14W	4000	1490 lm	●	0,5

WLPRF...F




Abertura ideal
Ø78
Corte redondo

FIXO / ÓTICA EXTENSIVA

	W	K	LÚMEN	COR	
WLPRF13FB	1x14W	3000	1350 lm	○	0,5
WLPRF13FN	1x14W	3000	1350 lm	●	0,5
WLPRF14FB	1x14W	4000	1490 lm	○	0,5
WLPRF14FN	1x14W	4000	1490 lm	●	0,5



Compatível com **NormaLINK** 

	W	K	LÚMEN	COR	
WLPRF13FDB	1x14W	3000	1350 lm	○	0,5
WLPRF13FDN	1x14W	3000	1350 lm	●	0,5
WLPRF14FDB	1x14W	4000	1490 lm	○	0,5
WLPRF14FDN	1x14W	4000	1490 lm	●	0,5

Nahika Micro Q



Encastrado no teto



IP 20

CRI >80

UGR 19

32-51°

Expectativa
60000 h.
L70B10

Rendimento (%)
92,2

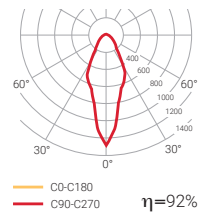
Segurança fotobiológica

RG0	Isento de risco
RG1*	1 Risco reduzido
RG2	Risco moderado
RG3	Risco elevado

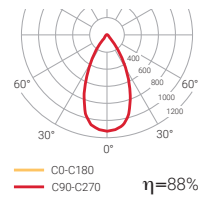
*Tempo inferior a 3 h.

○ RAL9016
● RAL9005

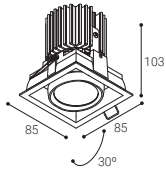
Ótica intensiva



Ótica extensiva



WLPQB



Abertura ideal
78x78
Corte quadrado

BASCULANTE / ÓTICA INTENSIVA

	W	K	LÚMEN	COR	
WLPQB13B	1x14W	3000	1350 lm	○	0,6
WLPQB13N	1x14W	3000	1350 lm	●	0,6
WLPQB14B	1x14W	4000	1490 lm	○	0,6
WLPQB14N	1x14W	4000	1490 lm	●	0,6

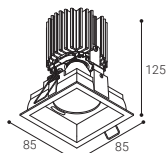


Compatível com **NormaLINK**

	W	K	LÚMEN	COR	
WLPQB13DB	1x14W	3000	1350 lm	○	0,6
WLPQB13DN	1x14W	3000	1350 lm	●	0,6
WLPQB14DB	1x14W	4000	1490 lm	○	0,6
WLPQB14DN	1x14W	4000	1490 lm	●	0,6


Nahika Micro Q

WLPQF




Abertura ideal
78x78
Corte quadrado

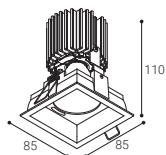
FIXO / ÓTICA INTENSIVA

	W	K	LÚMEN	COR	
WLPQF13B	1x14W	3000	1350 lm	○	0,6
WLPQF13N	1x14W	3000	1350 lm	●	0,6
WLPQF14B	1x14W	4000	1490 lm	○	0,6
WLPQF14N	1x14W	4000	1490 lm	●	0,6

Compatível com **NormaLINK** 


	W	K	LÚMEN	COR	
WLPQF13DB	1x14W	3000	1350 lm	○	0,6
WLPQF13DN	1x14W	3000	1350 lm	●	0,6
WLPQF14DB	1x14W	4000	1490 lm	○	0,6
WLPQF14DN	1x14W	4000	1490 lm	●	0,6

WLPQF..F




Abertura ideal
78x78
Corte quadrado

FIXO / ÓTICA EXTENSIVA

	W	K	LÚMEN	COR	
WLPQF13FB	1x14W	3000	1350 lm	○	0,6
WLPQF13FN	1x14W	3000	1350 lm	●	0,6
WLPQF14FB	1x14W	4000	1490 lm	○	0,6
WLPQF14FN	1x14W	4000	1490 lm	●	0,6

Compatível com **NormaLINK** 

	W	K	LÚMEN	COR	
WLPQF13FDB	1x14W	3000	1350 lm	○	0,6
WLPQF13FDN	1x14W	3000	1350 lm	●	0,6
WLPQF14FDB	1x14W	4000	1490 lm	○	0,6
WLPQF14FDN	1x14W	4000	1490 lm	●	0,6