

# Fusion with the space



Projectors

## Indoor projector Silk



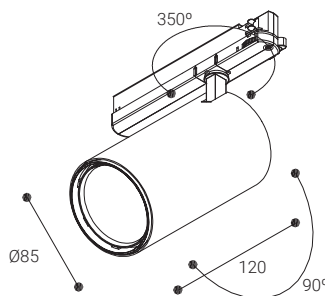
New

SILK is the new range of indoor projectors for installation on a Normalit track

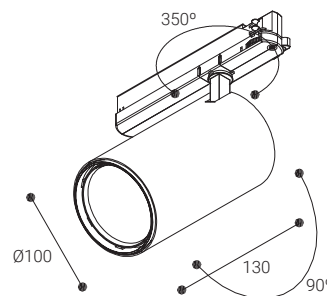
Available in two sizes

SILK product range is available in two sizes, covering a light range from 2,340 to 3,410 lumens.

PIM



PI



LED



IP 20	CRI >90	UGR 22
----------	------------	-----------

**NORMALIT**

Technical and architectural lighting  
[normalit.com](http://normalit.com)



## Indoor projector

# Silk

Silk is the new family of indoor projectors from Normalit. It comes with a black or white finish and four optics that offer different beam angles of opening: Intensive (15°), Medium (24°), Extensive (36°), and very extensive (PIM 52°- PI 55°).

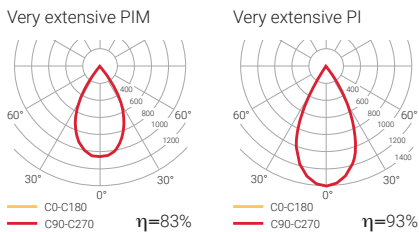
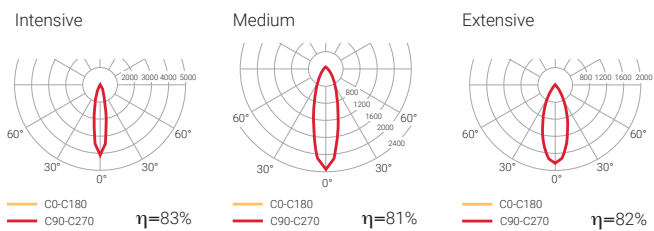
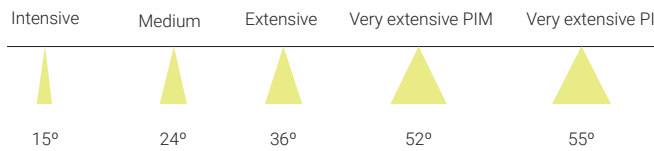
Manufactured with an aluminum body, it is available in two different sizes to cover a luminous range that ranges between 2,340 lm and 3,410 lm.



Silk	
Installation	Electrified track
Diffuser	○
Light source	LED
Photobiological safety	1
UGR	22
CRI	>90
MacAdam ellipse	3
Beam angle range	15-55
Power range (W)	22-29,6
Colour temperature (°K)	2700   3000   4000
Light range (Lm)	2340-3410
Power factor	0,95
Efficiency (%)	87
Expectancy	60.000 h L80B10
DALI Option	✓
Continuous function 24h	✓
IP Class	20 II

○ Without diffuser

### Optics



Expectancy  
**60000 h.**  
L80B10

Efficiency (%)  
**87**

Photobiological safety

RG0	Risk free
RG1*	Low risk
RG2	Moderate risk
RG3	High risk

● RAL 9005  
○ RAL 9016

\*Time under 3 h.



Cast aluminum body that optimizes heat dissipation, extending the life expectancy.

Reflective aluminum reflector. Up to three different beam angles.

	W	K	LUMEN	▲	⊙
PI32SB	29,6 W	2700	2940 lm	15	○
PI32MB	29,6 W	2700	2940 lm	24	○
PI32FB	29,6 W	2700	2940 lm	36	○
PI32WB	29,6 W	2700	2940 lm	55	○
PI33SB	29,6 W	3000	3170 lm	15	○
PI33MB	29,6 W	3000	3170 lm	24	○
PI33FB	29,6 W	3000	3170 lm	36	○
PI33WB	29,6 W	3000	3170 lm	55	○
PI34SB	29,6 W	4000	3410 lm	15	○
PI34MB	29,6 W	4000	3410 lm	24	○
PI34FB	29,6 W	4000	3410 lm	36	○
PI34WB	29,6 W	4000	3410 lm	55	○

○ RAL9016

● RAL9005 Replace "B" with "N" in the reference



Compatible with **NormaLINK**

	W	K	LUMEN	▲	⊙
PI32DSB	29,6 W	2700	2940 lm	15	○
PI32DMB	29,6 W	2700	2940 lm	24	○
PI32DFB	29,6 W	2700	2940 lm	36	○
PI32DWB	29,6 W	2700	2940 lm	55	○
PI33DSB	29,6 W	3000	3170 lm	15	○
PI33DMB	29,6 W	3000	3170 lm	24	○
PI33DFB	29,6 W	3000	3170 lm	36	○
PI33DWB	29,6 W	3000	3170 lm	55	○
PI34DSB	29,6 W	4000	3410 lm	15	○
PI34DMB	29,6 W	4000	3410 lm	24	○
PI34DFB	29,6 W	4000	3410 lm	36	○
PI34DWB	29,6 W	4000	3410 lm	55	○

○ RAL9016

● RAL9005 Replace "B" with "N" in the reference



# Silk



IP 20	CRI >90	UGR 22
----------	------------	-----------



Expectancy  
**60000 h.**  
L80B10

Efficiency (%)  
**87**

Photobiological safety

RG0	Risk free
RG1*	Low risk
RG2	Moderate risk
RG3	High risk

● RAL 9005  
○ RAL 9016

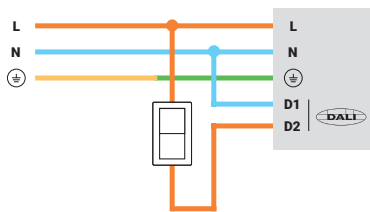
\*Time under 3h.

## DIGITAL REGULATION WITH PUSH BUTTON

### Push button functioning:

A short press turns the light on or off.

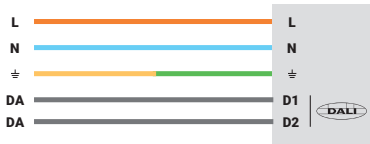
A continuous press adjust the lumen output.



## DIGITAL DALI REGULATION

### DALI Network:

DALI devices are connected with a single bus wire and are identified with unique addresses, so they can be assigned to groups or scenes with a simple programation.



### DALI protocol features:

- Maximum number of fittings per line: 64
- Maximum distance: 300 meters
- 2 x 1,5 mm<sup>2</sup> wire
- No polarity
- Star or tree connections are allowed.
- Closed loops are not allowed.
- Maximum number of DALI groups (per line): 16
- Maximum number of DALI scenes (per line) : 16

	W	K	LUMEN	▲	📄
PIM22SB	22 W	2700	2340 lm	15	○
PIM22MB	22 W	2700	2340 lm	24	○
PIM22FB	22 W	2700	2340 lm	36	○
PIM22WB	22 W	2700	2340 lm	52	○
PIM23SB	22 W	3000	2520 lm	15	○
PIM23MB	22 W	3000	2520 lm	24	○
PIM23FB	22 W	3000	2520 lm	36	○
PIM23WB	22 W	3000	2520 lm	52	○
PIM24SB	22 W	4000	2715 lm	15	○
PIM24MB	22 W	4000	2715 lm	24	○
PIM24FB	22 W	4000	2715 lm	36	○
PIM24WB	22 W	4000	2715 lm	52	○

○ RAL9016

● RAL9005 Replace "B" with "N" in the reference



Compatible with **NormaLINK**

	W	K	LUMEN	▲	📄
PIM22DSB	22 W	2700	2340 lm	15	○
PIM22DMB	22 W	2700	2340 lm	24	○
PIM22DFB	22 W	2700	2340 lm	36	○
PIM22DWB	22 W	2700	2340 lm	52	○
PIM23DSB	22 W	3000	2520 lm	15	○
PIM23DMB	22 W	3000	2520 lm	24	○
PIM23DFB	22 W	3000	2520 lm	36	○
PIM23DWB	22 W	3000	2520 lm	52	○
PIM24DSB	22 W	4000	2715 lm	15	○
PIM24DMB	22 W	4000	2715 lm	24	○
PIM24DFB	22 W	4000	2715 lm	36	○
PIM24DWB	22 W	4000	2715 lm	52	○

○ RAL9016

● RAL9005 Replace "B" with "N" in the reference

## ACCESSORIES

### Reflectors

	▲
PI015R	15
PI024R	24
PI036R	36
PI055R	55
PIM015R	15
PIM024R	24
PIM036R	36
PIM055R	55



# NORMALIT

Technical and architectural lighting  
[normalit.com](http://normalit.com)



**100%**

*Entirely designed and  
manufactured in Spain*

**Sede central / Headquarters**

Parque Tecnológico de Asturias. C/ Ablanal, 1  
33428 Llanera (Asturias). España / Spain  
[normagrup.es](http://normagrup.es)



**Normagrup**